

The premium door. GSW 40-L.



car**Teck**

Sectional doors for life

With safety, design and comfort

Whether commercial or private property owners: whoever builds a new property or renovates a building must be able to rely on tried & tested solutions – on technologies that can be optimally adapted to the structural conditions.

This also applies in the field of garage doors. With its GSW 40-L sectional garage door, Teckentrup offers a fully professional product which provides maximum flexibility in configuring your house. This is provided by individual dimensions and high variability of styles, surfaces, colours, glazing elements and applications. However you plan your renovation or new build – you have the right solution with the GSW 40-L.



For renovators. And new builders.

Table of contents

Editorial	4–5
Robustness	6–7
Switch-over tips	8–9
Door leaf structure	10–11
Styles	12–13
Surfaces	14–15
Colours	16–17
Configurator	18–19
Glazing elements	20–23
Applications	24–25
Side doors, wicket doors	26–27
References (without ribs)	28–31
Wood decor, GSH	32–33
References (ribbed)	34–35
References (centre ribbed)	36–37
References (cassette/georgian)	38–39
Operating safety	40–41

GSW 40-L

Safety & comfort	42–43
Designed hand-held transmitters	44–45
Drives	46–47
Product competence	48–49
Patents, technology	50–51
Performance characteristics	52–53
Door sizes, dimensions	54–55


Teckentrup – in business for 80 years – is one of the leading suppliers of doors and gates for industrial applications today. This has made us a specialist in particularly-robust security technology. Tried and tested know-how in a state-of-the-art package – this is also the basis for the particularly-high reliability of our sectional garage doors. In order to ensure this quality and at the same time protect our responsibility for the environment and sustainability, we have certified ourselves early in accordance with the ISO norms for quality and energy management. That's why the message is clear for renovators and new builders: Garage doors? You're in safe hands with Teckentrup.



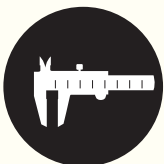
Kai Teckentrup
Director / Owner



Meinolf Funkenmeier
Director



Jörg Vogelsang
Director



MADE IN GERMANY

A wealth of experience. In safe hands with Teckentrup.



350 kilos. 1 warranty.



No, we don't always park a Harley on our sectional door panels. But we do when we want to demonstrate the high stability and surface quality of our products. Robustness that means you will enjoy your garage door for a long time to come. And that's a promise. It's also the reason for our unique Teckentrup 5-point warranty.



5-POINT WARRANTY

5-year warranty on rollers, hinges, cable pulleys, cables and standard springs, 10-year factory warranty on high-performance springs.

10-year factory warranty on panels against rust penetration from inside to outside.

10-year factory warranty against door panel separation of steel from foam.

10-year factory warranty on material and manufacturing flaws of all non-moving parts of the frame that are verifiably unusable or whose usability is substantially compromised.

10-year factory warranty on floor seal, intermediate seals, side seals and lintel seal against rotting.

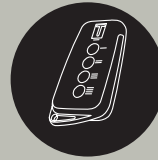
The full wording of the terms of the warranty can be found on our homepage at www.teckentrup.biz.

UNBEATABLE ARGUMENTS FOR PERFECT DOOR SWITCH-OVER

The demands on modern garage doors are diverse. Nowadays, they have to function reliably and look good, be comfortable to use and at the same time protect against theft, allow individual configuration and be durable. Requirements that are entirely fulfilled by the CarTeck GSW 40-L sectional door.

A Comfort

A wide range of attachable and mobile transmitters allows particularly comfortable operation of the door, even when it's raining or in the dark. Manual operation is a thing of the past.



COMFORT

B Diversity of configuration

A wide range of styles, surfaces, colours, glazing elements and attractive applications turn the sectional door into an entirely individual choice.

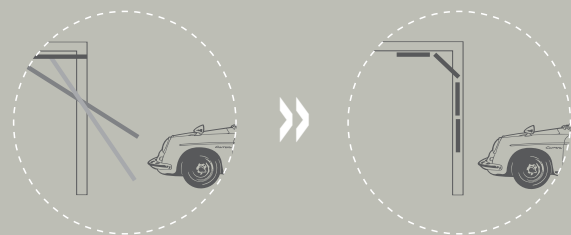


DESIGN

C Low space requirement

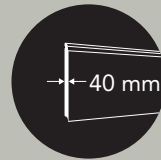
Conventional up-and-over doors take up a disproportional amount of space. The special design of the sectional door allows you to park right in front of the door.

In addition, the GSW 40-L is distinguished by its economic requirement for space. It requires a maximum installation depth of 4,070 mm, a lintel height of 120 mm and lateral space requirement of just 82.5 mm.



D Stable with thermal insulation

The name gives it away: the GSW 40-L is 40 mm thick throughout. The robust sandwich design provides maximum bending and torsional rigidity. At the same time, the door leaf core provides optimum thermal insulation.



STABLE &
THERMAL INSULATING

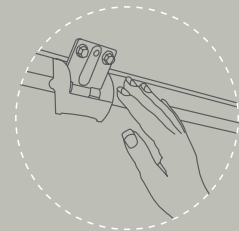
E Protection from intruders

The sectional door is equipped with intruder-resistant technology. No wonder, therefore, that it can demonstrate TÜV-certified intruder resistance.



F Finger pinch protection

Patented solutions, such as the finger trapping protection and lateral bodily contact protection, protect against injury and make operating the door absolutely safe.



G Wind and weatherproof

The door leaf of the GSW 40-L has a circulating seal made from a durable EPDM rubber profile. This gives the garage all-round protection from wind and weather.

H Quiet door operation

Innovative designs worked out in great detail, such as the rollers made from special plastic, provide for easy opening and closing. Noisy up-and-over doors are a thing of the past.



QUIET OPERATION

I Top-coated surface

Independent of the colour or surface structure – all door panels have high-quality top coating. This means that they are particularly impervious to external influences, and at the same time are easy to clean.

Sealed top coating

Highly effective adhesion primer

Corrosion-resistant galvanised coating

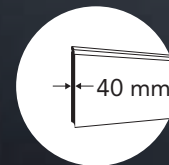
Special DX 52 steel

Corrosion-resistant galvanised coating


Beautiful. Robust.

Performance characteristics

Thermal insulation (DIN EN ISO 12428)	Panel: $U_D = 0,56 \text{ W/m}^2\text{K}$ Door leaf without glazing: $U_D = 0,95 \text{ W/m}^2\text{K}$ Installed door: $U_D = 1,48 \text{ W/m}^2\text{K}^*$ <small>*10 m² door area without glazing</small>
Air permeability (DIN EN 12426)	Class 2
Wind load (DIN EN 12424)	Class 3
Impermeability to driving rain (DIN EN 12425)	Class 2
Fire behaviour (DIN EN 4102)	Door leaf element material class B2 (normally inflammable)



STABLE &
THERMAL INSULATION



Highly-stable core with integrated thermal insulation

Protective coating on reverse side

Highly effective adhesion primer

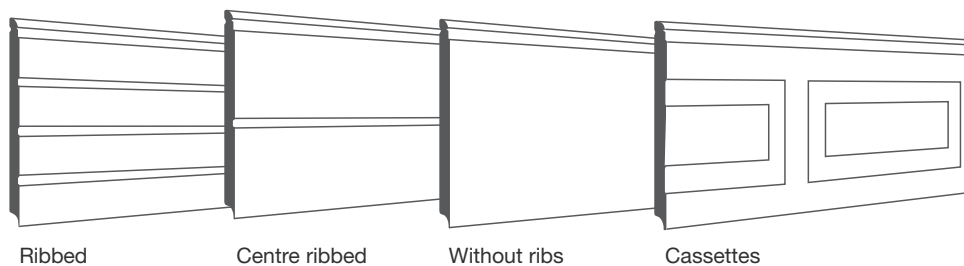
Long-distance effect. Styles.

In addition to the colours, the styles have an impressive effect on observers even from a distance. For this reason, they should consciously be matched to the style of your house. A door leaf without ribs suits a highly-modern facade with clear lines, whilst the door leaf with cassettes harmonises better with a classical architectural style. The choice is yours.



Pure lifestyle.

Nowadays, an aesthetically-appealing garage door is part of the modern lifestyle.



Door leaf with structure.

Teckentrup offers doors with four different styles. Each surface structure has its own aesthetic effect. For this reason you should take the greatest of care in making your selection.



Without ribs



Centre ribbed



Ribbed



Cassettes/
Georgian

Design with style.

The four different styles display their different appeals in a similar structural environment.


New dimension. Surfaces.

Fine things address different perceptions. The surfaces woodgrain, stucco, micro-profiled and smooth give our door panels an additional aesthetic dimension.

Surfaces




woodgrain



stucco



micro-profiled



smooth

Styles



Style "ribbed"

Available in:

- woodgrain
- stucco
- micro-profiled
- smooth



Style "centre ribbed"

Available in:

- woodgrain
- stucco
- micro-profiled
- smooth



Style "without ribs"

Available in:

- woodgrain
- stucco
- micro-profiled
- smooth



Style "cassette/georgian"


Available in:

- woodgrain


Wood decor



Golden Oak



Dark Oak



Rosewood



Winchester

• Style "cassette", with "woodgrain" surface

• Style "centre ribbed", with "smooth" surface



All surfaces are extremely hard wearing and are easy to clean.

Configuration scope.

Colours.

15 popular colours, your choice of RAL colours and attractive wood decor – our palette gives you the full configuration scope to match the colour of your garage door to your facade, window frames or house door. As standard, the door leaf has the exterior colour Traffic White (RAL 9016) and Grey White (RAL 9002) on the inside.



Grey Aluminium RAL 9007



White Aluminium RAL 9006




Deep Black RAL 9005



Creamy White RAL 9001



Sepia Brown RAL 8014




Window Grey RAL 7040



Quartz Grey RAL 7039



Light Grey RAL 7035



Anthracite Grey RAL 7016



Fir Green RAL 6009



Moss Green RAL 6005



Blazing Red RAL 3000



Grey tone TT 703*



Brown tone TT 8014*



Anthracite tone TT 9011*



Golden oak wood decor



Dark Oak wood decor



Rosewood decor



Winchester wood decor

* Modern colour tones with micaceous iron oxide particles.





Easy planning.
Online configurator.



CarTeck sectional doors offer a wide range of door sizes and enormous variability in styles, surfaces, glazing elements and applications. And if you think “Who can keep track of such a large range of options?”, the answer is simple: you.

You can find an online configurator at www.teckentrup.biz which can lead you through the fascinating world of garage door configuration.

In just a few clicks you can put together your dream garage door, install it in a photograph of your garage and enjoy the view. On your own, with your partner or together with your family, and in peace and quiet. Allow yourself to be inspired.



Transparent configuration. Glazing elements.



Workarts.

This example shows how completely an arrangement with glazing elements can fit into the structural surrounding: GSW 40-L, without ribs, smooth, Window Grey, rectangular 1 glazing.




Configuration with contrasts.

This configuration takes its appeal from the contrast between the circular glazing elements and the straight lines of the architectural style: GSW 40-L, ribs, Grey, with circular glazing.

Whether as a harmonious integration or as a conscious contrast to the structural environment, glazing elements matched to the facade, side door, windows or entrance door make a decisive contribution to the overall architecture of your house. As with all components, the glazing is extremely robust and impervious to scratches and other mechanical influences. Also our wide range of glazing types leaves nothing to be desired.

Glazing elements allow daylight into your garage. This means increased comfort and reduced usage of electric light. In keeping with your requirements, we offer transparent or opaque glass types. In addition, you can set styling accents with glazing elements. For this, you can choose from six attractive glazing types for all styles and five for the style “without ribs”. The smooth appearance of the polyurethane glazing frames suits all surfaces. The embedded double seal seals the transition area between the door leaf and the glazing.



Choose from three extremely scratch-resistant SAN double panes – clear, crystalline or satined.

Sheer diversity. Glazing elements.



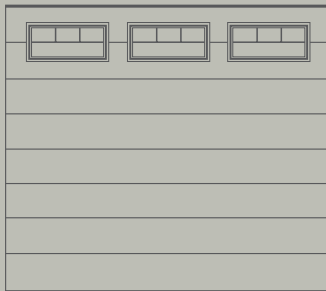
Rectangle #1



Rectangle #2*



Crossbar



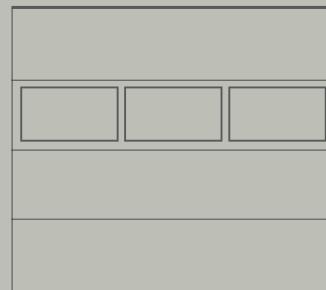
Multiple bars




Rhombus mullion

5 attractive glazing types with white polyurethane frame. Available in the "styles" ribbed, centre ribbed, without ribs, cassette.


* not in the style "cassette"



Aluminium light strip



Square #1




Square #2

Additional glazing forms with white polyurethane frames are available for selection in the style "without ribs".



Square #3




Circular glazing (also in stainless steel)




SCRATCH PROOF

Even without glazing elements, the door leaf can be a blank canvas for individual design. The GSW 40-L sectional door „without ribs“ and with a smooth surface allows configuration with stylish stainless steel applications. A wide range of high-quality motifs are available for you to choose from. The applications are also ideally suited to create visual uniformity between the garage door and the side door. The result is the facade has an individual look with the garage and side doors both matching.



Unique character. Applications.



H1 Design #1




H10 Design #10



H11 Design #11



H101 Design #101



H2 Design #2



H20 Design #20



H22 Design #22



H202 Design #202



DESIGN

Alternative access. Side doors, wicket doors.



Partner styling.
Matching side door to the sectional door GSW 40-L, centre rib.

Integrated access.

If there is no separate access to the garage, we recommend a garage door with wicket door.



Safety to the last detail.
Wicket door with a low threshold.

If there is a secondary access to your garage, or if you have planned for this, then just order a matching side door. We offer a solution for all styles, surfaces and colours, and these can also be equipped with attractive applications or glazing elements. If there is no secondary access, a wicket door offers a real alternative and also protects from thermal loss as the entire door does not have to be opened each time.



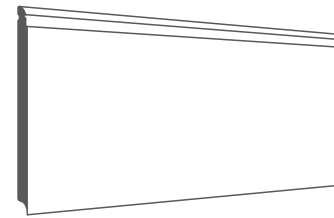


CarTeck GSW 40-L, door leaf without ribs, smooth, popular colour TT 703

Completed composition. Practical example.



From the same mould.
The colours of the two garage doors compliment the overall appearance.
Type GSW 40-L, without ribs, Anthracite Grey.



Without ribs



Well-rounded overall impression.

The images of the installed CarTeck sectional doors show what a well structured overall configuration can achieve: aesthetically pleasing on the eye.

Whether renovation or new build – everything has to look perfect, and not just on the inside. More and more customers are also paying attention to the harmonious configuration of the exterior. Here, a visually-appealing garage door takes on its own aesthetical function. It mediates between the other components in the facade, such as windows and doors, and hence rounds off the overall picture. Teckentrup supports this new development with a wide variety of styles, surfaces, colours, glazing elements and applications – irrespective of how wide your garage door is, and how many you need.

For individualists. Wood decor / solid wood.



Dimensionally stable in all weathers.
CarTeck GSH sectional doors made from solid wood, in cassette/georgian styling.

Solid wood



Untreated



Pine



Oak



Teak



Walnut



We have developed the GSH sectional door for individuals who have a particular preference for real wood. It can be supplied in many of our styles and has high resistance to the influence of weather and UV radiation. Our wood decors are the first choice for anyone who wishes to combine the warm appearance of wood with the advantages of a steel-clad door leaf.



All wood?

The “centre ribbed” sectional door with “rosewood” wood decor gives the same overall warmth as a solid mahogany door.





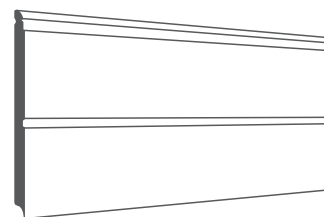
Broad spectrum. Practical example.



Attractive perspectives.
You can also fit glazing elements to wide doors.

Teckentrup also has an attractively wide range of products for particularly wide entrances. In all cases, variable dimensions up to 5,500 mm door width provide you with a door that leaves all options open to you when planning or renovating your garage. The higher weight, in contrast to other types, is optimally compensated for by the spring system, the powerful CarTeck 40.1 drive sets the door leaf gently and securely in motion.





Centre ribbed



Space for two.


If you have several cars in the garage, this will mean more regular usage.
Our robust sectional doors manage this with ease.

Noble classic. Practical example.



Mediterranean style.

In combination with the slightly-inclined roof, the attractive cassette styling communicates a Mediterranean attitude towards life.



Cassette



Elegant perspective.
Stylish rhombus design glazing breaks up the styling of the door.

The cassette has a centuries-old tradition as a decorative element on buildings. And more and more of our customers are appreciating its high-quality appearance. Due to the uniform arrangement of the cassettes, the CarTeck sectional door also gives a harmonious overall impression. At the same time, the pattern can be excellently combined with our attractive glazing elements. We supply this classic style with the elegant and durable “woodgrain” surface .

Protective screen. Operating safety.



Teckentrup has also thought of everything with regard to operation. The photoelectric barrier fitted as standard with the 30.1 *race* drive immediately stops the door as soon as anyone interrupts the light beam.

The patented finger-trapping protection on the inside and outside of the door leaf and the lateral bodily protection in the garage interior also provide a high level of operating safety. This means that the safety technologies act like a completely sealed protective screen against injury.

Patented finger-trapping protection. Worked out to the last detail: The patented finger-trapping protection on the inside and outside provides effective protection from injury.



MORE PROTECTION
FOR THE FAMILY





The door panel with sandwich construction comprises a PU foam produced in accordance with industrial standards, highly stable special steel and other industrial materials. The result is a quality product with excellent flexibility and strength and with maximum bending and torsional rigidity.

With all its robustness, the CarTeck sectional door radiates a light, modern appearance. The optimally-matched drive ensures safe yet easy operation. The sectional doors from Teckentrup thus embody a harmonious combination of comfort and intruder-resistant security.

TÜV-certified intruder resistance.

The robustness of the door leaf in combination with a powerful drive makes your garage a very safe environment. This is why it has received TÜV certification for resistance against intruders.



Harmonious connection.

Safety & comfort.



Movement at the press of a button. Teckentrup offers a multitude of fixed and mobile transmitters to set your garage door in motion. Reliable security technology protects your property from intrusion by unauthorised persons.



All-weather transmitter.

Open and close the garage door comfortably from your car – real comfort in sun and rain.



Designed hand-held transmitter SH4-D black
The black designed hand-held transmitter is included as standard with the CarTeck 20.1, 30.1 *race* and 40.1 drives.



Designed hand-held transmitter SH4-D white
There's no problem if you need a second designed hand-held transmitter. Just order e.g. the white 4-channel transmitter including sleeves in high-quality gift packaging!



More about our new designer handheld transmitters at: www.teckentrup.biz

Black & white. Designed hand-held transmitter.

NEW

With a four-channel hand-held transmitter experience real freedom of operation. With it, you can also operate a second garage door, a yard door and both the interior and exterior lighting as well as many other things. The latest product in our range is the newly designed SH4-D hand-held transmitter. The white design is supplied with four coloured sleeves. Just slide them on and you're ready to go. And the colour matches whatever mood you're in that day.

Energy. Efficiency.



The powerhouse

40.1 drive

The CarTeck 40.1 drive is ideal for large up-and over and sectional doors.

The 4-channel black SH4-D designed hand-held transmitter is included in the package.



The versatile

20.1 drive

The CarTeck 20.1 drive covers many standard door sizes and can optionally be equipped with an additional photoelectric barrier. The black SH4-D designed hand-held transmitter is included in the package.



You can find our complete drive system product range here.

The Turbo

30.1 race drive

With an opening speed of up to 220 mm/second, this is the Turbo amongst our drives. We supply a safety photoelectric barrier as standard.



SPEED +50%

NEW



SAVE ENERGY

Types	Tractive force	Max. opening speed	Power consumption in standby
40.1	1000N	140mm/second	< 2.7W
30.1 race	800N	220mm/second	< 2.7W
20.1	700N	140mm/second	< 2W



If a high-performance spring is selected, the factory warranty is extended from 5 to 10 years.

State of the art. Product competence.



Teckentrup has product competence which ensures a durable combination of all materials. We also attach the highest importance to manufacturing and continuous development of the individual components. One example is the sophisticated tension spring technology. The two integrated securing cables are double insurance against sudden dropping of the door. The compact design means that the system as a whole takes up a very small amount of space. The patented rollers provide safe and quiet guidance of the door in the tracks.

The sectional doors are manufactured on highly-modern production lines. Here, we work exclusively to order. The result is that we can ensure you always get the very latest technology.


Love of detail.

Patents, technology.



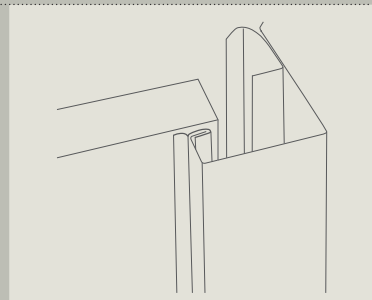
1 Thermal and rain protection / lintel seal

When closed, the door is completely sealed between the lintel trim and the upper door panel. This means that the garage is optimally protected from driving rain and penetrating dampness. An additional bonus is that heat inside the garage does not escape.



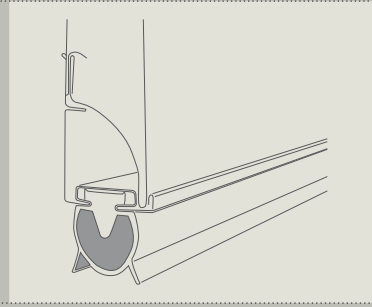
2 Material protectors / lateral seals

The sealing concept is continued here. Flexible seal lips on the lateral edges also have a dual function of insulation and sealing. And not least, they also protect the door surface.



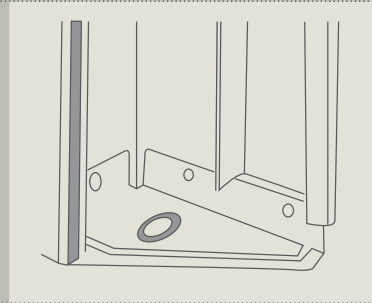
3 The multi-talent / floor seal

The elastic EPDM rubber profile floor seal combines four intrinsic advantages: it is resistant against rotting processes, always remains flexible even in extremely cold conditions, compensates for unevenness in the floor and protects from cold and damp.



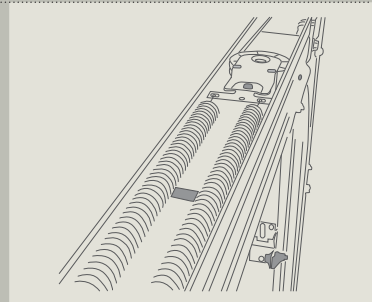
4 Corrosion protection / spacer

A special plastic element separates the vertical frame sections from the floor. Whether after a rain shower or in the case of creeping dampness – the design ensures that the base area is always aerated, dries quickly and is hence permanently protected against corrosion.



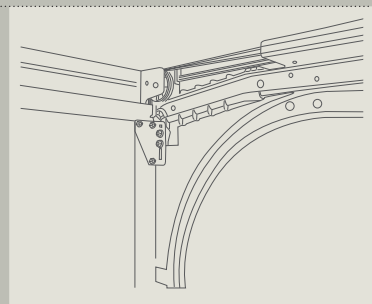
5 Technology with profile / spring channel

In conjunction with special plastic sliding elements, the special profile configuration of the spring channel plates ensures that the sectional door runs very smoothly and quietly. If desired as an option, we can supply special high-performance springs with a 10-year factory warranty.




6 Dual safeguard / multiple spring system

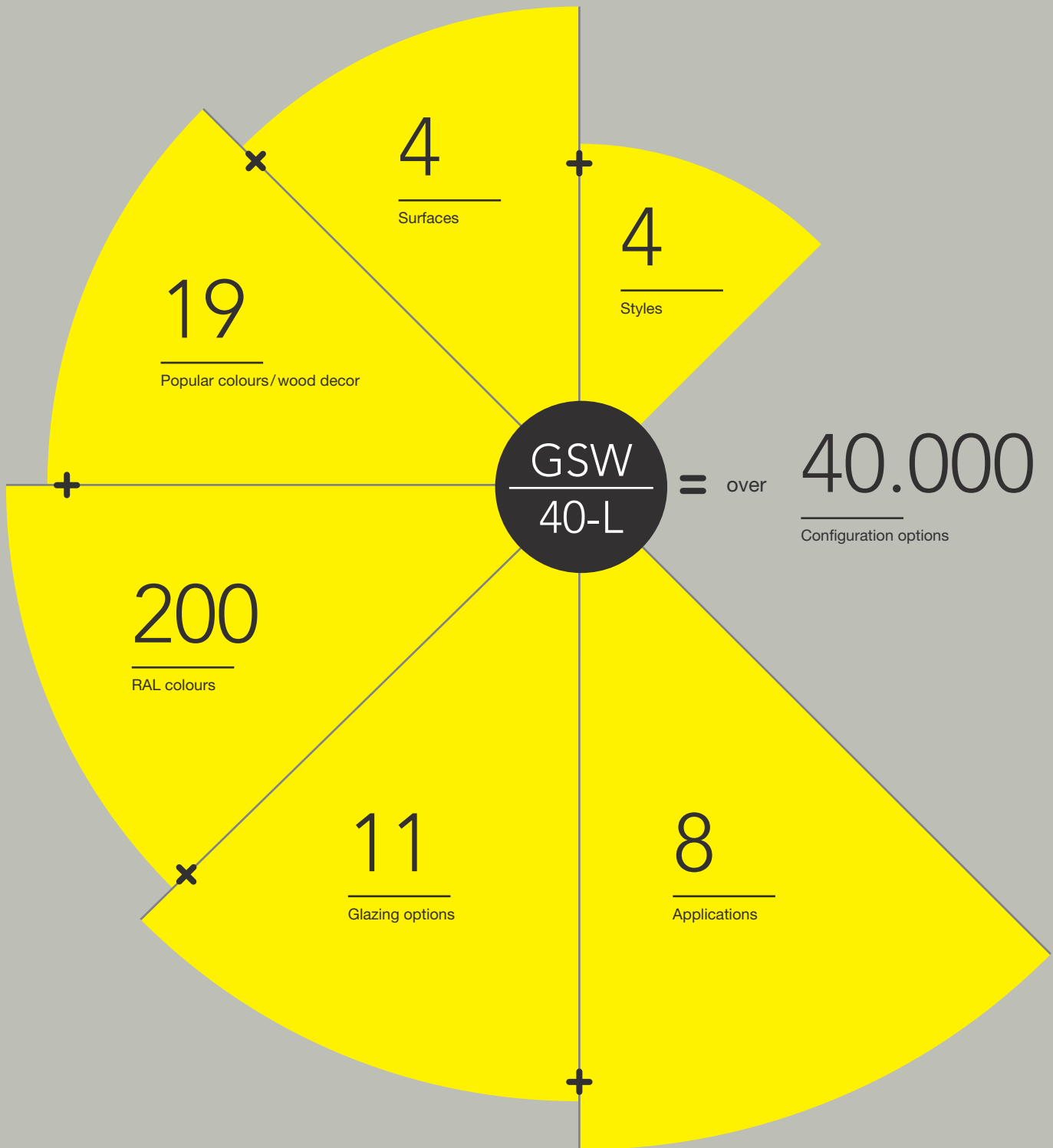
The multiple spring system optimally equalises the door's weight in any situation. The dual supporting cable always reliably supports the door even in the event of a broken cable or spring. This means that proper operation of the sectional door is ensured: it can also be opened and closed in emergencies.



7 Quiet door operation / roller support

The eccentric roller supports are patented by Teckentrup. They are made of wear-resistant special plastic. They provide maintenance-free function and at the same time muffle the sound of the door rollers. This together with the profiled spring channels contributes towards quiet, barely-audible door operation.





Freedom of choice.

Performance characteristics

GSW 40-L.

Overview	GSW 40-L								
Styles	Ribbed and centre ribbed				Without ribs				Cassette
Surfaces	woodgrain	stucco	micro-profiled	smooth	woodgrain	stucco	micro-profiled	smooth	woodgrain
15 popular colours	x	x	x	x	x	x	x	x	x
4 wood decors	-	-	-	x*	-	-	-	-	x
approx. 200 RAL colours	x	x	x	x	x	x	x	x	x
Glazing variants	6	6	6	6	11	11	11	11	5
Design applications	-	-	-	-	-	-	-	8	-
CarTeck drives	CarTeck 40.1				CarTeck 30.1 <i>race</i>	CarTeck 20.1			
Designed hand-held transmitters Black	standard				standard				standard
Designed hand-held transmitters white + 4 sleeves	optional				optional				optional
Light barrier	optional**				optional**				optional**
Intruder resistance	standard				standard				standard
Finger-trapping protection	standard				standard				standard
4-sided seal	standard				standard				standard
Multiple spring channel	standard				standard				standard
High-performance springs	optional				optional				optional
Corrosion protection	standard				standard				standard
Multiple-spring Dual-cable system	standard				standard				standard
Patented eccentric roller brackets	standard				standard				standard
Wicket door	optional				optional				-
Side door	optional				optional				optional
Handle sets	optional				optional				optional

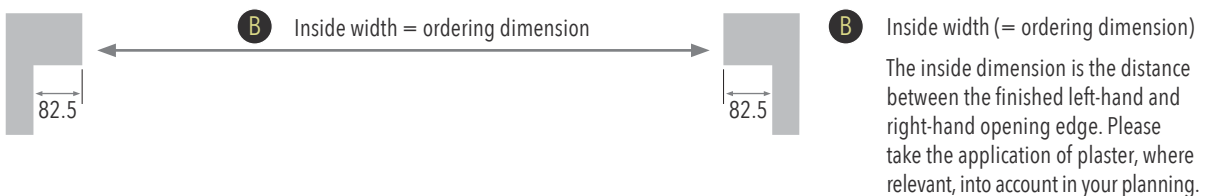
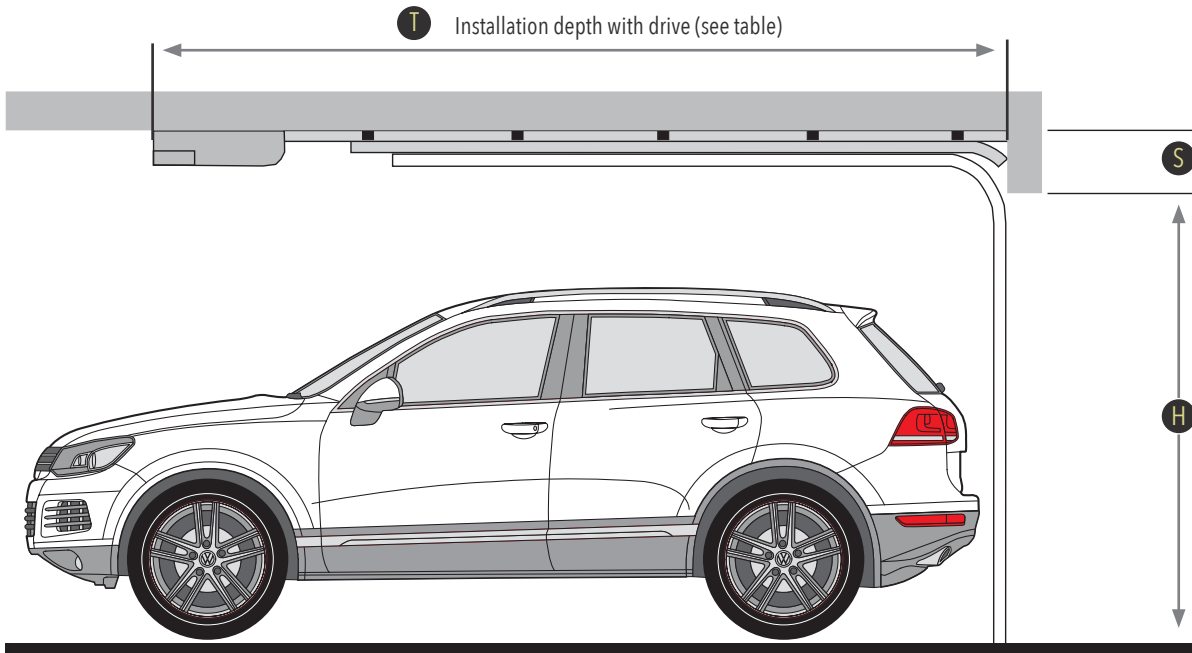
* In the style "centre ribbed"


** Standard with CarTeck 30.1 *race* drive

Easy calculation.

Door size. Dimensions.

Please take note of the following information about measurement to ensure precise installation and to guarantee precise, reliable function of the CarTeck sectional garage door.



- H** Internal height (= ordering dimension)
The internal height is the distance between the upper edge of the finished floor to the lower edge of the lintel. Please take any reduction in this measurement due to the application of screed or asphalt, where relevant, into account in your planning.
- S** Lintel requirement
In the case of very large doors, reinforced roller brackets ensure durable function. This will increase the lintel requirement by 25 mm (see marking in the table )

Equipment	Lintel requirement	Internal headroom	
With drive With drive	120 mm 240 mm	completely free completely free	- standard equipment - special equipment with preliminary package 125 mm extended top roller brackets
Manual operation Manual operation	240 mm 240 mm	completely free approx. – 25 mm	- special equipment with door stopper - standard equipment
Manual operation Manual operation	120 mm 120 mm	approx. – 80 mm approx. – 150 mm	- special equipment with door stopper - special equipment

H	
3000	
2875	
2750	
2625	
2500	
2375	
2250	
2175	
2125	
2050	
2000	
1925	
1875	
B	Width (mm)
	2000
	2250
	2375
	2500
	2625
	2750
	3000
	3250
	3500
	3750
	4000
	4250
	4500
	4750
	5000
	5250
	5500

T	
Installation depth	3320 mm
	3570 mm
	4070 mm

NOTE: in the case of manually-operated doors the insertion depth is reduced. Please ask your specialist dealer about this.

In the case of sectional doors with drives, the door height plus a dimension of approx. 1070 mm gives the required installation depth. A simple calculation. Nevertheless, many other marginal conditions must be taken into consideration for both renovations and new builds. For this reason, you should contact a Teckentrup dealer in advance who will conduct the measurements and will gladly help you with any other queries relating to your new sectional garage door.

The dimensions specified in the table serve for orientation. Naturally, all intermediate dimensions are individually manufactured. The door leaf and drive must be matched to each other irrespective of the door size and width that you select.